



INDIAN SCHOOL AL WADI AL KABIR

FINAL ASSESSMENT REVISION WORKSHEET  
2025 – 2026

NAME:

DATE: .02.2026

CLASS: II SEC: \_\_\_\_\_ ROLL NO: \_\_\_\_\_

SUBJECT: COMPUTER SCIENCE

TEACHER'S SIGN:

SECTION – A

I. Read the following statements carefully and fill in the blanks using the words given in the help box below.

<p><b>Help Box:</b></p> <p>Talking Tom                      Iron giant</p> <p>Smart watch                      artificially</p>
---

1. The \_\_\_\_\_ is an AI device.
2. Aibo is an \_\_\_\_\_ intelligent dog.
3. The \_\_\_\_\_ is a movie about a giant robot.
4. \_\_\_\_\_ is a virtual pet mobile game.

**II. Read the following statements carefully and write whether the following sentences are True or False.**

1. CodeMonkey Jr is a game based on AI coding platform. 1. \_\_\_\_\_
2. Big Hero 6 is an AI movie. 2. \_\_\_\_\_
3. Modern education revolves around game-based learning. 3. \_\_\_\_\_
4. Grow block reduces the size of a character. 4. \_\_\_\_\_

**SECTION – B**


**III. Unscramble the following jumbled letters that denote different AI movies and games.**



C	N	K	D	O	E	E	J	M	O	R	Y




T	L	A	I	O	N	T	K	M	G



A	R	A	T	O	U	W	D

**IV. Look at the following image carefully and answer the following questions.**

**1. Look at the picture. Tick the actions it can do.**



Lift

Eat

Pack

Move

**2. Tick the correct answer.**

The picture above is an AI-powered device.

<b>True</b>	<b>False</b>
-------------	--------------

**3. Write the name of the image shown above in the blank given below.**

\_\_\_\_\_.

**SECTION – C**

**V. Draw any one artificially intelligent device, colour it and write the name of the device drawn in the blank given below.**

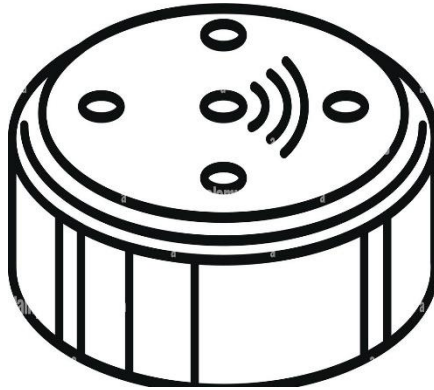
Name of the device drawn: \_\_\_\_\_

**VI. Observe the following pictures and colour only the devices that use Artificial Intelligence.**


**(1) Digital watch**




**(2) Smart speaker**



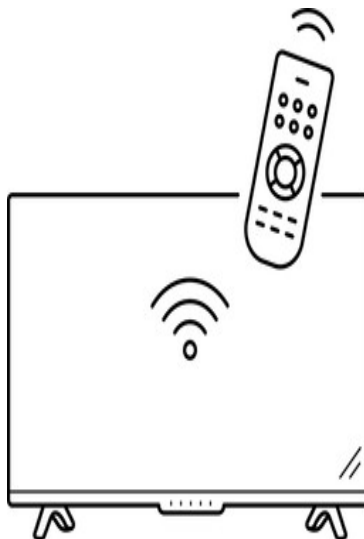
**(3) Robot**




**(4) Aibo**



**(5) Smart TV.**

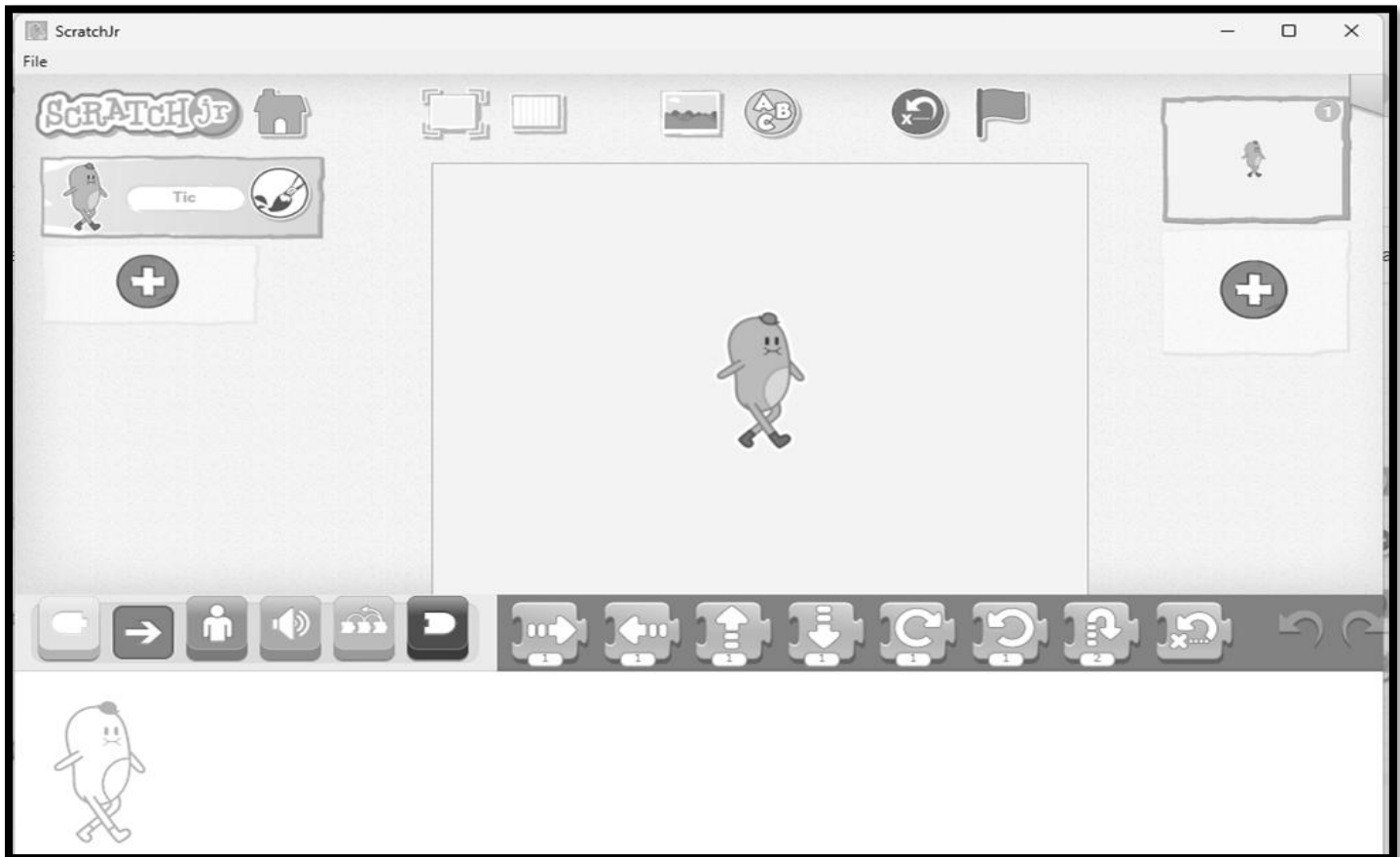


**(6) Calculator**




**VII. Look at the following picture of the ScratchJr screen and colour the different parts as directed below.**

1. Stage - Yellow
2. Add a character – Blue
3. Add a new page – Pink
4. Looks block – Green



**VIII. Draw "Start on tap" from the Events Block in the box given below and colour it with the appropriate colour.**



**IX. Find, encircle, and colour the names of the four ScratchJr blocks in the word grid.**

H	P	S	P	O	M	S	P
I	S	A	Y	M	O	A	L
D	A	U	T	O	Q	Y	O
E	H	N	Y	T	D	V	O
G	O	D	U	I	X	V	B
N	A	G	R	O	W	K	S
S	H	R	I	N	K	S	M
C	O	S	H	O	W	L	N

**Rewrite the names of the four commands from looks block that you found in the space given below:**

1. \_\_\_\_\_

2. \_\_\_\_\_

3. \_\_\_\_\_

4. \_\_\_\_\_